

## TYPICAL INTERNALS / INTERNES TYPE

### Plastic Liquid Distributors / Distributeurs de liquide Plastique

#### Ladder Type / Type Rateau

GRP – Ø 2376mm




PVC - Ø 2400



#### Trough or Deck Type / A Goulottes ou à Cheminées et Orifices


V-Notch Trough Type /  
Type à Goulottes et Encoches

Ø 2900




Deck Type Distributor /  
Distributeur à cheminées et Orifices  
Polypropylene (ou / or PVDF, PVC-C...)

Ø 1800




Deck Type Re-Distributor /  
Re-Distributeur à Cheminées

Ø 1500



#### One Piece - Pan or Deck Type / Type Cuvette ou Plateau

Deck with Gas Risers & Liquid Distribution Holes  
Cheminées et Orifices - PVDF - Ø 769 mm



PVDF Pan Type with Gas Risers & Holes / Cuvette  
Fitted on Hold Down Grid - Column Ø 780mm

